




KÜBLER REFORCE

FULL STRENGTH - WITHOUT COMPROMISE.

INSPIRED BY YOUR JOB.


KÜBLER
WORKWEAR



KÜBLER WORKWEAR

» INSPIRED BY YOUR JOB.

If you work hard, you also deserve the best workwear. Since 1956 KÜBLER has made every effort to ensure that our workwear supports the wearer in all respects. Inspired by the challenges of daily working life, we pursue the vision of developing extraordinary products which purposely support our physical processes. With a unique combination of intelligent functions, select

materials, modern design and clever details, we ensure that industrial workers, craftsmen and labourers feel comfortable at work – the optimal condition for consistent top performance. Our hard work has finally paid off; KÜBLER is one of the world's leading providers of workwear. Look forward to a whole new work atmosphere!

KÜBLER REFORCE AT A GLANCE

Workwear that lasts. Conserve energy. Show strength. With its carefully considered functionality KÜBLER REFORCE empowers and confidently guides you through even the hardest of days.

An overview:

PRODUCT	COLOUR	STYLE	SIZES	PAGE
Jacket	dark blue ice blue, dark blue dark grey, dark grey black, black dark grey	1260	XS-4XL	12
Trousers	dark blue ice blue, dark blue dark grey, dark grey black, black dark grey	2260	40N-66N, 44L-58L, 44K-60K	17
Ladie's Trousers	dark blue ice blue, dark blue dark grey, dark grey black, black dark grey	2560	D34-D54	18
Dungarees	dark blue ice blue, dark blue dark grey, dark grey black, black dark grey	3260	40N-66N, 44L-58L, 44K-60K	20
Shorts	dark blue ice blue, dark blue dark grey, dark grey black, black dark grey	2460	40N-66N	23
Hybrid Soft Shell Jack	dark blue, dark blue ice blue, black	1344	XS-4XL	25
Hybrid Vest	ice blue dark blue, dark blue dark grey, black dark grey	7342	XS-4XL	25
T-Shirt	dark blue ice blue, dark blue dark grey, dark grey black, black dark grey	5220	XS-4XL	26
Polo Shirt	dark blue ice blue, dark blue dark grey, dark grey black, black dark grey	5221	XS-4XL	26
Sweatshirt	dark blue ice blue, dark blue dark grey, dark grey black, black dark grey	5222	XS-4XL	28
Hooded Zip-Up Sweatshirt	dark blue ice blue, dark blue dark grey, dark grey black, black dark grey	5223	XS-4XL	28
Accessoires				29

WIR FÜHREN PRODUKTE MIT DEM SIEGEL:



GREEN BUTTON 2.0

Our GREEN BUTTON 2.0 certification audit has been successfully completed and we are now permitted to use the latest iteration of the textile label on our products. This demonstrates that we promote a living wage, have defined sustainability objectives and have systematically analysed our textile supply chain to identify and address risks. Our certified products that display the Green Button will only be made from approved fibres in future.

OEKO-TEX® STANDARD 100

Our goal is to offer products which are not harmful to human health whilst simultaneously maximising performance. Skin sensitivity to the materials used plays a decisive role here. It is important that clothing does not contain any substances which are harmful to human health when worn for long periods under physical exertion. Our products have therefore been tested for harmful substances and the vast majority are certified in accordance with OEKO-TEX® Standard 100.

POWER IN EVERY MOVEMENT.

KÜBLER » REFORCE

Normal workwear accompanies you throughout your day. KÜBLER REFORCE propels you forward.

KÜBLER REFORCE is workwear for everyone who hits the ground running. For those who are moving forward and want more. KÜBLER REFORCE powerfully and reliably guides you forward. It makes you better and your job more comfortable. Every day anew. On the job site, the factory floor or on the go, KÜBLER REFORCE will help you rise to every challenge. Resilient material, flexible and comfortable to wear, with smart details.

Designed to keep up with you when things get hard, the stretch fabric won't let you down however you move. KÜBLER REFORCE is manufactured using a blended fabric made from recycled synthetic fibres and organic cotton. Sustainability can also be seen in the details. Particularly stressed areas are designed to be easy to repair and can be individually swapped out to increase the lifespan of the product. Our aspiration is clear - workwear which can be worn for a long period of time due to its impressive levels of comfort, quality and design.

The clear, sporty design, athletic silhouette and use of sustainable fabric all show how KÜBLER REFORCE combines performance with reliability. For you. For tomorrow.

See page 30 for more
about sustainability –
documented and certified
in a transparent manner.



How does KÜBLER REFORCE perform at work? See for yourself and visit our YouTube channel.





FUNCTIONAL- » BENEFITS



SMART POCKET

Everything within reach. Any time. From integrated smartphone pockets to pen pockets and secure, zipped Napoleon pockets - all storage has been well thought out and everything has its place. Pockets can be easily accessed at any time thanks to their clever layout.



PRO CLEAN

Easy to look after. Durable. KUBLER REFORCE is certified to be suitable for industrial laundry in accordance with EN ISO 15797. Materials and details can withstand even the harshest cleaning routines and provide a durable professional look. This ensures your workwear will remain stable, colour-fast and reliable even after many washes.



SMART REPAIR

Because durability counts. Attached pockets, accessible seams and easily replaceable zips make small repairs easy. The robust fabric increases the lifespan of the clothing and saves resources. Both good for you and the environment.



ANTI SCRATCH

Scratches? No chance. Napoleon pockets have clever zipper pull tags concealed under the contrast inserts. Concealed fastenings and reverse coil zips prevent damage occurring during washing and scratches on delicate surfaces.



STRETCH IT

Stretch that provides performance. The elastic 2-way stretch fabric provides freedom of movement exactly where it's needed. The twisted weave above the knee enables additional lengthways elasticity for every movement. Elasticated inserts in the sleeve cuffs and the waistband follow your every move and guarantees stress-free working for the entire day. The use of elastomultiester, an innovative high-tech fibre, makes the fabric particularly stable and durable while at the same time being comfortably flexible.



COMFORT ZONE

Ergonomically designed. The ergonomic tailoring with additional room for movement supports natural movement sequences and provides extra latitude- regardless of whether you are squatting or working overhead. Pockets are positioned so that they do not disturb you during your very active working day. Particularly flexible stretch inserts in the sleeve cuffs and the waistband allow us to forgo snap fasteners, velcro and elasticated bands which in turn increases comfort levels, durability and freedom of movement.

DESIGN » BENEFITS

STYLE POINT

Strong in appearance. Powerful design. With its clear lines, subtle colour blocking, dynamic contours and slim fit, the design of KÜBLER REFORCE has been inspired by functional outdoor and everyday clothing. Pockets and contouring inject movement into the silhouette. The new, reduced labelling blends in harmoniously. This results in a timeless look that evokes energy, power and professionalism without being obtrusive.

EASY BRAND

Your brand. Your platform. The smooth horizontal colour separation in the shoulders and chest area provides the perfect basis for finishing. Spacious areas provide the perfect spot for your logo. Subtle contrasts ensure that all finishings are concise, professional and distinctive. Your workwear will become an ambassador for your brand and increase team spirit amongst your staff.

REFLECT IT

Visibly subtle. Eye-catching dark reflective elements blend harmoniously into the design and emphasise the athletic lines of the garment. They unobtrusively but effectively increase your visibility.



COLLECTION HIGHLIGHTS JACKET



FIT.

Powerful shape: Slim fit, tailored cut, but still comfortable. The jacket is not restrictive when working overhead. Continuous 2-way stretch fabric and elasticated inserts in the sleeve cuffs ensure that the workwear follows your movements – and not the other way around. This allows you to remain flexible at all times leaving you to concentrate on what counts.



DESIGN.

Clear. Sporty. Distinctive. The deliberately pared-down design with its powerful shape characterises the strong impact of KÜBLER REFORCE. Subtle colour blocking on the collar, shoulder and upper side of the sleeves provides precise accents. The dark reflective material on the upper arm falls into place and increases visibility.



SUSTAINABILITY.

Sustainability in detail: Accessible seams, attached pockets and snap fasteners make repairs quick and easy. Zips have also been engineered to be easy to swap out, if necessary. The robust fabric is sustainable, resilient and less susceptible to dirt. The blend of materials increases the durability of your workwear. And this is all rounded off by the fact that it is suitable for industrial laundry.



JACKET STYLE 1260

DESIGN Close-fitting cut | EasyBrand chest pocket for easier customisation | Contrasting elements: Collar edging, front and back yoke, upper side of the sleeves | Zips: Black | Dark reflective elements: Back of upper arm

FUNCTION 2-way stretch fabric for increased comfort | 2 Napoleon pockets with reverse coil zip fastener and zipper pull tag | 2 easy to repair attached side pockets | Left hand side: 2 pen pockets on upper arm | 2 inner smartphone pockets with velcro | Covered front zip fastener with placket, snap fasteners, and beard and chin protection | Stand-up/turn down collar | Ergonomically tailored sleeves with additional room for greater freedom of movement | Stretch inserts in cuffs | Longer back | Load points reinforced with bartack

50% OCS certified organic cotton, 33% GRS certified recycled polyester, 17% elastomultiester, approx. 285 g/m²

CARE INSTRUCTIONS



Suitable for industrial washing according to EN ISO 1579



Clear design, practical pockets with zipper pull tags.



Integrated pen pockets on the upper arm.



black | dark grey
1260 3342-9998
XS-4XL



dark blue | ice blue
1260 3342-4844
XS-4XL



dark blue | dark grey
1260 3342-4898
XS-4XL



dark grey | black
1260 3342-9899
XS-4XL



» REDESIGNED AND
POWERFUL.

High function, recycled fibres for sustainable strong performance.

COLLECTION HIGHLIGHTS TROUSERS



FIT.

Ergonomics first: The KÜBLER REFORCE trousers impress with their slim fit and tailored cut which does not restrict your freedom of movement. The continuous 2-way stretch fabric provides flexibility for daily life, while the twisted weave above the knee provides significantly more lengthways elasticity. Elasticated waistband inserts guarantee the perfect fit even during dynamic movements.



DESIGN.

Reduced, functional, concise: The sporty, purist design with dynamic tailoring is emphasised by the clear contrast above the knees and on the back of the waistband. Details such as the logo strip on the pocket openings and the new KÜBLER buttons discretely catch the eye. Discrete dark reflective elements provide additional highlights.



MANY POCKETS.

Practical organisation: Two side pockets with large opening enable easy access whenever needed. On the left hand side there is a loosely fitted thigh pocket with flap, snap fasteners and integrated smartphone pocket which are easy to access even when sitting or squatting. A double ruler pouch on the right increases storage space. All pockets are attached and therefore can be easily swapped out if required - just one of the well thought out details.





» MADE FOR GO-GETTERS.

Stretch that works with you for complete
freedom of movement when working.

TROUSERS STYLE 2260

DESIGN Close-fitting cut | Contrasting elements: Insert above the knee, back waistband, belt loops on back of waistband | Dark reflective elements: Lateral knee seams

FUNCTION 2-way stretch fabric for increased comfort | Ergonomic contouring for greater freedom of movement | 2 side pockets with large openings | 2 hip pockets, right with flap and concealed snap fasteners | Right hand side: Ergonomically positioned double ruler pouch | Left hand side: Loose thigh pocket with flap and concealed snap fasteners | Left hand side: Smartphone pocket behind thigh pocket | Elasticated waistband | Zip fly | Pre-shaped knees with room for movement | Load points reinforced with bartack

50% OCS certified organic cotton, 33% GRS certified recycled polyester, 17% elastomultiester, approx. 285 g/m²

CARE INSTRUCTIONS



Suitable for industrial washing according to EN ISO 1579



Stretch fabric made from elastomultiester.



dark blue | ice blue

2260 3342-4844

40N - 66N, 44L - 58L, 44K - 60K



dark grey | black

2260 3342-9899

40N - 66N, 44L - 58L, 44K - 60K



black | dark grey

2260 3342-9998

40N - 66N, 44L - 58L, 44K - 60K



dark blue | dark grey

2260 3342-4898

40N - 66N, 44L - 58L, 44K - 60K



LADIE'S TROUSERS STYLE 2560

DESIGN Close-fitting, feminine cut | Contrasting elements: Insert above the knee, back waistband, belt loops on back of waistband | Dark reflective elements: Lateral knee seams

FUNCTION 2-way stretch fabric for increased comfort | Ergonomic contouring for greater freedom of movement | 2 side pockets with large openings | 2 hip pockets, right with flap and concealed snap fasteners | Right hand side: Ergonomically positioned double ruler pouch | Left hand side: Loose thigh pocket with flap and concealed snap fasteners | Left hand side: Smartphone pocket behind thigh pocket | Elasticated waistband | Zip fly | Pre-shaped knees with room for movement | Load points reinforced with bartack

50% OCS certified organic cotton, 33% GRS certified recycled polyester, 17% elastomultiester, approx. 285 g/m²

CARE INSTRUCTIONS



Suitable for industrial washing according to EN ISO 1579



Discrete dark reflective elements.



black | dark grey
2560 3342-9998
D34 - D54



dark blue | ice blue
2560 3342-4844
D34 - D54



dark blue | dark grey
2560 3342-4898
D34 - D54



dark grey | black
2560 3342-9899
D34 - D54





» POWERFUL.

Dynamics that fit – perfect for any step of the process.

DUNGAREES STYLE 3260

DESIGN Close-fitting cut | Contrasting elements: Insert above the knee, back bib, belt loops on back of waistband | Dark reflective elements: Knee side seams

FUNCTION 2-way stretch fabric for increased comfort | Ergonomic contouring for greater freedom of movement | Bib pocket with flap and concealed snap fasteners, integrated zip pocket, attached pen pocket | Elastic straps with shock and heat resistant plastic buckles | High, ergonomic waistband to protect the kidneys | 2 side pockets with large openings | 2 hip pockets, right with flap and concealed snap fasteners | Right hand side: Ergonomically positioned double ruler pouch | Left hand side: Loose thigh pocket with flap and concealed snap fasteners | Left hand side: Smartphone pocket behind thigh pocket | Elasticated waistband | Zip fly | Pre-shaped knees with room for movement | Load points reinforced with bartack

50% OCS certified organic cotton, 33% GRS certified recycled polyester, 17% elastomultiester, approx. 285 g/m²

CARE INSTRUCTIONS



Suitable for industrial washing according to EN ISO 1579



Large bib pocket with snap fasteners, pen pocket and additional zip pocket.



Closed braces construction.



dark grey | black
3260 3342-9899
 40N - 66N, 44L - 58L, 44K - 60K



dark blue | ice blue
3260 3342-4844
 40N - 66N, 44L - 58L, 44K - 60K



dark blue | dark grey
3260 3342-4898
 40N - 66N, 44L - 58L, 44K - 60K



black | dark grey
3260 3342-9998
 40N - 66N, 44L - 58L, 44K - 60K

»EVERYTHING ALWAYS TO HAND.

Many well thought out pockets mean everything is always easy to access.





» SHORT BUT SWEET.

Airy look with many functions and even more storage.

SHORTS STYLE 2460

DESIGN Close-fitting cut | Contrasting elements: Insert on lower trouser legs, back waistband, belt loops on back of waistband | Dark reflective elements: Side seams on lower trouser legs

FUNCTION 2-way stretch fabric for increased comfort | Ergonomic contouring for greater freedom of movement | 2 side pockets with large openings | 2 hip pockets, right with flap and concealed snap fasteners | Right hand side: Ergonomically positioned double ruler pouch | Left hand side: Loose thigh pocket with flap and concealed snap fasteners | Left hand side: Smartphone pocket behind thigh pocket | Elasticated waistband | Zip fly | Load points reinforced with bartack

50% OCS certified organic cotton, 33% GRS certified recycled polyester, 17% elastomultiester, approx. 285 g/m²

CARE INSTRUCTIONS



Suitable for industrial washing according to EN ISO 1579



Large lateral stretch inserts.



dark blue | ice blue
2460 3342-4844
40N - 66N



dark blue | dark grey
2460 3342-4898
40N - 66N



dark grey | black
2460 3342-9899
40N - 66N



black | dark grey
2460 3342-9998
40N - 66N

» AN EXCITING BLEND OF MATERIALS.

Two strengths, one goal: Maximum performance every time.



HYBRID SOFT SHELL JACKET STYLE 1344



black
1344 2401-99
XS-4XL

DESIGN Innovative fabric structure combining a smooth, quilted look with structured soft shell fabric | Close-fitting cut, athletic look

FUNCTION Soft shell and quilted jacket hybrid | 2 side pockets with zip | Left hand side: Concealed Napoleon pocket with zip | Visible front zip fastener with combined high chin guard and wind flap | All zip pockets have zipper pull tags to protect against dirt and scratching | High closing collar | Soft fleece in inner collar and pockets | Quilted upper back and chest area padded to regulate heat | Adjustable cuffs with velcro | Adjustable jacket seam using rubber cord | Ergonomic, non-slip zip |

100% polyester, ca. 330 g/m²

CARE INSTRUCTIONS



dark blue
1344 2401-48*
XS-4XL

dark blue | ice blue
1344 2401-4844*
XS-4XL

HYBRID VEST STYLE 7342

DESIGN Close-fitting cut | Combination of mottled knit look and symmetrical quilted look

FUNCTION Fleece/quilted gilet hybrid | 2 side pockets with zip | Visible front zip fastener with combined high chin guard and wind flap | Left hand side: Napoleon pocket with zip | Right hand side: Large inside pocket, suitable for up to 10" tablet | All zip pockets have zipper pull tags to protect against dirt and scratching | High closing collar | Inside collar made from soft, comfortable fleece | Arm holes and jacket seam rimmed with an elastic band | Ergonomic, non-slip zip | Torso inner lining: Padding 100% polyester, approx. 100 g/m²

100% polyester, ca. 380 g/m²

CARE INSTRUCTIONS



black | dark grey
7342 5201-9998
XS-4XL

ice blue | dark blue
7342 5201-4448*
XS-4XL

dark blue | dark grey
7342 5201-4898*
XS-4XL

*Expected availability summer 2026

T-SHIRT STYLE 5220

DESIGN Contrasting elements: Front and back yokes, upper side of the sleeves

FUNCTION Crew neck with neckband | Short-sleeved | Double-stitching on the end of sleeves and seams

50% cotton, 50% polyester, approx. 160 g/m²

CARE INSTRUCTIONS



dark blue | ice blue
5220 6206-4844*
XS-4XL



dark blue | dark grey
5220 6206-4898*
XS-4XL



dark grey | black
5220 6206-9899*
XS-4XL



black | dark grey
5220 6206-9998*
XS-4XL

POLO SHIRT STLYLE 5221

DESIGN KÜBLER branded buttons, contrasting elements: Front and back yokes, upper side of the sleeves

FUNCTION 3 button placket | Knit collar neckband | Short-sleeved | Double-stitching on the end of sleeves and seams

50% cotton, 50% polyester, approx. 200 g/m²

CARE INSTRUCTIONS



dark blue | ice blue
5221 6207-4844*
XS-4XL



dark blue | dark grey
5221 6207-4898*
XS-4XL



dark grey | black
5221 6207-9899*
XS-4XL



black | dark grey
5221 6207-9998*
XS-4XL

*Expected availability summer 2026

» CONTRAST THAT WORKS.

Many combinations with strong accents for every day.



SWEATSHIRT STYLE 5222

DESIGN Contrasting elements: Front and back yokes, upper side of the sleeves

FUNCTION Crew neck with neckband | Long-sleeved | Double-stitching on the end of sleeves and seams | Stable hem band and sleeve cuffs | Lint-free inside surface (french terry)

50% cotton, 50% polyester, approx. 320 g/m²

CARE INSTRUCTIONS



dark blue | ice blue
5222 6406-4844*
XS-4XL



dark blue | dark grey
5222 6406-4898*
XS-4XL



dark grey | black
5222 6406-9899*
XS-4XL

black | dark grey
5222 6406-9998*
XS-4XL

HOODED ZIP-UP SWEATSHIRT STYLE 5223

DESIGN Contrasting elements: Front and back yokes, shoulders

FUNCTION Double-layered, adjustable hood | Neck drawstring with metal toggles | Double-stitched integrated slit pockets | Premium and robust concealed front zip fastener | Stable hem band and sleeve cuffs | Lint-free inside surface (french terry)

50% cotton, 50% polyester, approx. 320 g/m²

CARE INSTRUCTIONS



dark blue | ice blue
5223 6406-4844*
XS-4XL



dark blue | dark grey
5223 6406-4898*
XS-4XL



dark grey | black
5223 6406-9899*
XS-4XL



black | dark grey
5223 6406-9998*
XS-4XL

*Expected availability summer 2026

ACCESSOIRES

STRETCHBELT WITH BOTTLE OPENER STYLE 8303

DESIGN Metal buckle in used look | KÜBLER print on buckle and belt

FUNCTION Integrated bottle opener on the back of the buckle | Suitcase strap with high stretch percentage for optimal carrying comfort | Total length: 135 cm | Length can be individually adjusted

71 % polypropylene, 29 % spandex



black
8303 9217-99
ONE SIZE

BEANIE STYLE 8206

DESIGN Label on the front side

FUNCTION Winterbeanie with folded hem | Classic fit | Illuminated signature thanks to woven reflective thread on the hem | Inside with 3M™ Thinsulate™ Insulation

100 % polyacrylic, approx. 280 g/m²

CARE INSTRUCTIONS



black
8206 2102-99
ONE SIZE



BEANIE STYLE 8207

DESIGN Label on the front side

FUNCTION Winterbeanie with folded hem | Classic fit | Illuminated signature thanks to woven reflective thread on the hem

100 % polyacrylic, approx. 300 g/m²

CARE INSTRUCTIONS



black
8207 2101-99
ONE SIZE



WORK GLOVES STYLE 8001


DESIGN Contrasting elements: upper hand, inside hand insert, finger lateral flanks, pressure on fingertips, red contrasting stitching in inside hand

FUNCTION Neoprene upper hand material (extreme elasticity, high tear resistance) | Best wearing comfort and optimum tactility | Extra imitation leather reinforcement of the load zones between thumb and index finger and palm | High mechanical strength | Wrist width adjustable | Ergonomic fit - adapted to the natural hand position | Protected pulse zone | I-touch function | Wiper function | Easy entry | Temperature-regulating | Wind and water repellent

93 % polyester, 7 % elastaan, approx. 300 g/m²


CARE INSTRUCTIONS



 Certified in accordance EN 388:2016 + A1:2018, protection class 2121X



black | middelgrijs
8001 9414-9995
S (6), M (6,5), L (7), XL (8),
XXL (9), 3XL (10)



FURTHER INFORMATION
IN THE **GENERAL AND
WEATHER CATALOGUE**



» STRONG FOR YOU. STRONG FOR THE FUTURE.

RESPONSIBILITY YOU CAN RELY ON.

KÜBLER REFORCE sends a clear message about sustainable workwear. The material blend of 50% organic cotton, 33% recycled polyester and 17% elastomultiester combines performance with reliability. The organic cotton we use is grown subject to strict environmental standards. The Organic Content Standard certification guarantees complete traceability and adherence to important environmental and social criteria.

The recycled polyester we use is Global Recycled Standard certified. This conserves resources, reduces CO₂ emissions and energy consumption, and reduces waste by reusing old textiles. At the same time the new fibres are also the same quality: Robust, durable and easy to look after.

KÜBLER REFORCE is your clear choice for responsibility, transparency and sustainability – every day.



FREEDOM OF MOVEMENT THAT LASTS.

Flexibility meets resilience: Elastomultiester is a high-tech fibre which provides KÜBLER REFORCE with significantly more movement. The fabric stretches in two directions and then reliably returns to its original shape. Elastomultiester combines the elasticity of a stretch material with the durability of polyester – the best of both worlds. This results in workwear that remains stable, offers maximum freedom of movement, is crease-resistant, easy to look after and durable – even after many washes.

OUR NEW SIZING SYSTEM. FITS. EXACTLY.

Fewer compromises on size means more joy when wearing. We have overhauled our sizing system on the basis of the most recent size survey by iSize to make our garments even more comfortable and offer the perfect fit. This modern 3D body scanning technology mirrors the dimensions of today's bodies even more precisely. In this way we ensure that our workwear fits perfectly – for maximum comfort, optimal functionality and so it feels good while working.

All relevant body measurements for the respective sizes can be found in our new size chart. Please pay attention to our measuring tips to ensure that your new favourite workwear will fit perfectly.

From now on we are working with an expanded standardised measurement concept which provides even more individual solutions in combination with three different lengths:

N = Standard
L = Long
K = Short

SIZE TABLE

MEASURES AND SIZES AT ONE GLANCE

NORMAL MEN'S SIZES															
1 Body height	172-176	173-177	174-178	175-179	176-180	177-181	178-182	179-183	180-184	181-185	182-186	183-187	184-188	185-189	186-190
2 Chest measurement	74-77	78-81	82-85	86-89	90-93	94-97	98-102	103-106	107-110	111-114	115-118	119-122	123-126	127-130	131-134
3 Waist size	63-66	67-70	71-74	75-78	79-82	83-86	87-90	91-95	96-100	101-105	106-110	111-115	116-120	121-125	126-130
4 Hip size	83-85	86-88	89-91	92-94	95-97	98-100	101-103	104-107	108-110	111-114	115-117	118-121	122-124	125-128	129-132
5 Inside leg size	79	80	80	81	81	82	82	82	83	83	84	84	84	85	85
6 Sleeve length size	60-61	61-62	61-62	62-63	62-63	63-64	63-64	64-65	64-65	65-66	65-67	66-67	66-67	66-67	66-67
Order Size N	38N	40N	42N	44N	46N	48N	50N	52N	54N	56N	58N	60N	62N	64N	66N
Normal Men's Sizes	38	40	42	44	46	48	50	52	54	56	58	60	62	64	66
Order Size Inch waist	25	26	28	29	31	33	34	36	38	40	42	44	46	48	50
Order Size Inch inseam length	31	31	31	32	32	32	32	32	32	32	33	33	33	33	33

SLIM MEN'S SIZES															
1 Body height	180-184	181-185	182-186	183-187	184-188	185-189	186-190	187-191	188-192	189-193	190-194	191-195	192-196	193-197	194-198
2 Chest measurement	74-77	78-81	82-85	86-89	90-93	94-97	98-102	103-106	107-110	111-114	115-118	119-122	123-126	127-130	131-134
3 Waist size	63-66	67-70	71-74	75-78	79-82	83-86	87-90	91-95	96-100	101-105	106-110	111-115	116-120	121-125	126-130
4 Hip size	83-85	86-88	89-91	92-94	95-97	98-100	101-103	104-107	108-110	111-114	115-117	118-121	122-124	125-128	129-132
5 Inside leg size	86	87	87	88	88	89	89	89	90	90	91	91	91	92	92
6 Sleeve length size	63-64	64-65	64-65	65-66	65-66	66-67	66-67	67-68	67-68	68-69	68-69	69-70	69-70	69-70	69-70
Order Size L	38L	40NL	42L	44L	46L	48L	50L	52L	54L	56L	58L	60L	62L	64L	66L
Slim Men's Sizes			84	88	90	94	98	102	106	110	114	118	122	126	130
Order Size Inch waist	25	26	28	29	31	33	34	36	38	40	42	44	46	48	50
Order Size Inch inseam length	34	34	34	35	35	35	35	35	35	35	36	36	36	36	36

STOCKY MEN'S SIZES															
1 Body height	164-168	165-169	166-170	167-171	168-172	169-173	170-174	171-175	172-176	173-177	174-178	175-179	176-180	177-181	178-182
2 Chest measurement	74-77	78-81	82-85	86-89	90-93	94-97	98-102	103-106	107-110	111-114	115-118	119-122	123-126	127-130	131-134
3 Waist size	63-66	67-70	71-74	75-78	79-82	83-86	87-90	91-95	96-100	101-105	106-110	111-115	116-120	121-125	126-130
4 Hip size	83-85	86-88	89-91	92-94	95-97	98-100	101-103	104-107	108-110	111-114	115-117	118-121	122-124	125-128	129-132
5 Inside leg size	74	75	75	76	76	77	77	77	78	78	79	79	79	80	80
6 Sleeve length size	58-59	59-60	59-60	60-61	60-61	61-62	61-62	62-63	62-63	63-64	63-64	64-65	64-65	64-65	64-65
Stocky Men's Sizes K	38K	40K	42K	44K	46K	48K	50K	52K	54K	56K	58K	60K	62K	64K	66K
Stocky Men's Sizes		19	20	21	22	23	24	25	26	27	28	29	30	31	32
Order Size Inch waist	25	26	28	29	31	33	34	36	38	40	42	44	46	48	50
Order Size Inch inseam length	29	29	29	30	30	30	30	30	30	30	31	31	31	31	31

NORMAL WOMEN'S SIZES															
1 Body height				165-174	165-174	165-174	165-174	165-174	165-174	165-174	165-174	165-174	165-174	165-174	165-174
2 Chest measurement				82-85	86-89	90-93	94-97	98-102	103-107	108-113	114-119	120-125	126-131	132-137	138-143
3 Waist size				66-69	70-73	74-77	78-81	82-85	86-89	90-95	96-101	102-107	108-113	114-119	115-120
4 Hip size				93-95	96-98	99-101	102-105	105-107	108-112	113-116	117-121	122-126	127-131	132-136	137-141
5 Inside leg size				78	78	78	78	78	78	78	78	78	78	78	78
6 Sleeve length size				60-62	60-62	60-62	60-62	61-63	61-63	61-63	61-63	62-64	62-64	62-64	62-64
Order Sizes				34	36	38	40	42	44	46	48	50	52	54	56
Order Size Inch waist				26	28	30	32	34	35	38	40	43	46	48	50
Order Size Inch inseam length				30	30	30	30	30	30	30	30	30	30	30	32

UNISEX SIZE ALLOCATION WOMEN'S AND MEN'S								
Order Sizes Women's	XS	S	M	L	XL	XXL	3XL	4XL
Normal Sizes	30/32	34/36	38/40	42/44	46/48	50/52	54/56	58/60
Order Sizes Men's	XS	S	M	L	XL	XXL	3XL	4XL
Normal Sizes	40N/42N	44N/46N	48N/50N	52N/54N	56N/58N	60N/62N	64N/66N	68N/70N
Slim Sizes	40L/42L	44L/46L	48L/50L	52L/54L	56L/58L	60L/62L	64L/66L	68L/70L
Stocky Sizes	40K/42K	44K/46K	48K/50K	52K/54K	56K/58K	60K/62K	64K/66K	68K/70K
Stomach Sizes				51	51/53	55/57	59/61	63/65

CONVERSION TABLES WOMEN/MEN												
Dames	34	36	38	40	42	44	46	48	50	52	54	56
Heren	42K	44K	46K	48K	50K	52K	54K	56K	58K	60K	62K	64K

All measurements are body measurements in cm

CORRECT MEASURES:

- 1. Body height:** without shoes, measure from the crown to the sole of the feet.
- 2. Chest measurement:** measure under the arms over the largest part of the bust horizontally around the body.
- 3. Waist size:** measure around the waistline without being too tight.
- 4. Hip size:** measure horizontally around the largest part of the hips.
- 5. Inside leg:** measure the inside of the leg from the crotch to hem.
- 6. Sleeve length:** with slightly bent arms measure from the head of the humerus over the elbow to the wrist bone.

Regarding point 3: waist size is measured at the waistband

Everything at one click

Whether in our digital product world, by app or on social media – take use of our numerous onlineservices and stay always up to date. Catalogues, brochures and pricelists are available for download. Due to the 360°-view and the zoom function, our products could be discovered in every detail and be ordered fast and easy in our dealership.

Paul H. Kübler
Bekleidungswerk GmbH & Co. KG
Jakob-Schüle-Str. 11-25
D-73655 Plüderhausen

Fon +49 7181 80 03-0
Fax +49 7181 80 03-31

info@kuebler.eu
www.kuebler.eu

Follow us:



KÜBLER Workwear app:

